

Product brochure

X-GUIDE

N Nobel
Biocare™



X-Guide®

MAKE DIGITAL PRECISION
work for you

WE FOLLOW NO
ONE.

Product overview



X-Guide is a dynamic 3D navigation system that delivers real-time interactive guidance of drill position during surgery, giving you the ability to improve the precision and accuracy of implant POSITION, ANGLE and DEPTH.




DTX Studio™ suite empowers X-Guide

DTX Studio Clinic helps you acquire and consolidate diagnostic data, and DTX Studio Implant enables you to bring your implant treatments to a whole new level. Now with the X-Guide workflow you can dynamically execute your implant plan, without the need for surgical templates.

It's like a GPS for your drills & implants

Interactive, turn-by-turn guidance gives you the ability to improve every movement of your handpiece for more exact implant placement.



Same-day guided surgery


Scan your patient, plan their treatment, and perform surgery in just one single visit. No delay from producing a surgical template.



X-Mark™

X-Mark facilitates virtual-based registration of the patient's anatomy to a digital treatment plan. It is the industry's first virtual patient registration process for dynamic dental navigation to receive 510(k) clearance from the U.S. Food and Drug Administration.

**Impress in
every situation**



**Dentate &
edentulous**

**Flapped &
flapless**

**Immediate
extractions**

**Limited mouth
opening**

**Sinus
lift**

**Same-day
emergency
surgery**

Workflow

1. Scan

X-Guide is compatible with most CBCT systems, including small FOV. No CBCT markers needed.

2. Plan

Plan the implant position with DTX Studio Implant and easily export it to X-Guide .

3. Virtually register

Mark 3 points on the CBCT rendering in the X-Guide software. Register the same 3 points in the patient's mouth using the probe tool.

4. Perform surgery

Interactive turn-by-turn guidance gives you the ability to improve the precision and accuracy of implant position, angle and depth.



**Request
a demo**


nobelbiocare.com/en-us/contact

Product highlights

X-Point technology

Patented X-Point technology displays **position, angle, and depth** on a **single target**. This makes it easy to look at the screen and concentrate on one dynamic focus point to assist in precisely guiding the surgical implant.





Optical tracking patterns

The patented tracking pattern parts are key to tracking reliability, accuracy and speed. 300 X-Corners continuously communicate real-time location of the anatomy and surgical instruments during navigation. All pattern parts can be autoclaved for sterilization and efficiency.



Blue-OptiX technology

X-Guide filters our light interference to ensure tracking consistency during navigation. No radiation.

Request a demo

Call our customer service team or
contact your sales representative.

nobelbiocare.com/en-us/contact



nobelbiocare.com/en-us/x-guide



87322 A, US 2104 (Rev 00, 04/21) Printed in USA © Nobel Biocare USA, LLC, 2021. All rights reserved. Distributed by: Nobel Biocare. Disclaimer: Nobel Biocare, the Nobel Biocare logotype and all other trademarks are, if nothing else is stated or is evident from the context in a certain case, trademarks of Nobel Biocare. Please refer to nobelbiocare.com/trademarks for more information. Product images are not necessarily to scale. All product images are for illustration purposes only and may not be an exact representation of the product. Please contact the local Nobel Biocare sales office for current product assortment and availability. Caution: Federal (United States) law or the law in your jurisdiction may restrict this device to sale by or on the order of a dentist or physician. See Instructions For Use for full prescribing information, including indications, contraindications, warnings and precautions. X-Guide is manufactured by X-Nav Technologies, LLC and distributed by Nobel Biocare.